

# 30" Ice Machines

## MODELS:

YRM0450A-161 / YRM0600A-261  
YRM0800A-261 / YRM1000A-261

## Standard Features

- Up to 450/600/800/1000 lb production ice machines (per 24 hrs)
- Durable stainless steel exterior
- Digital Control
- Air cooled condenser
- Requires use of a drain
- NSF and ETL listed
- Removable air filter
- Screwless front panel
- Ice dimension: 3/8" x 7/8" x 7/8"
- Self-contained
- R290 refrigerant
- **Includes 3M water filter system standard**

## Optional Accessories

- Bin thermostat kit part #: BYR0400217001

## Maintenance and cleaning are not covered under warranty

*Ice machines should have the included 3M water filter system & cartridge installed. Recommended 3M cartridge replacement is recommended every 6 months. (may vary based on water quality)*

Half-diced cube

Inlet hose

Drain hose



Bin thermostat kit

*Bin thermostat kit: Monitors ice bin temperature to detect full ice condition and automatically stop ice production, preventing overflow, protecting the refrigeration system, and improving energy efficiency.*

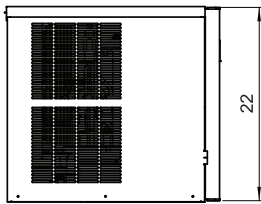
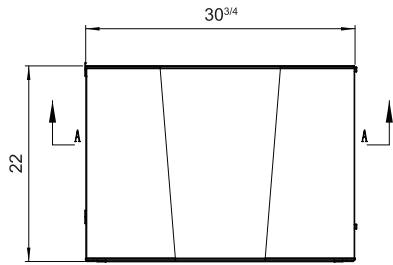
1. Don't forget to leave the unit some room to breathe!
2. Please clean the condenser frequently to give the unit more fresh air.

## SPECIFICATIONS

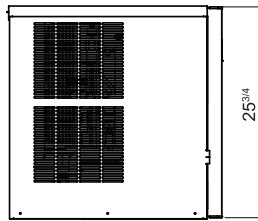
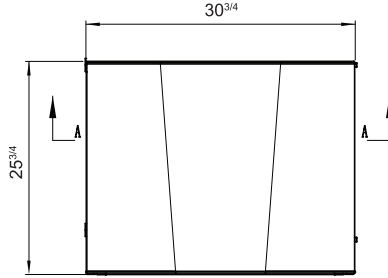
Model	Type	Refrigerant	Voltage (V/Hz/Ph)	Rated Current (A)	Power (W)	Plug	Ice-making Capacity (lb/hr)	Exterior Dimensions (inch)	Net Weight (lb)
YRM0450A-161	1/2 Cube ice	R290	115/60/1	11.9	1150	NEMA 5-15P	450/24	30 <sup>3/4</sup> × 24 <sup>1/4</sup> × 22	146
YRM0600A-261	1/2 Cube ice	R290	208-230/60/1	6.8	1500	NEMA 6-20P	600/24	30 <sup>3/4</sup> × 24 <sup>1/4</sup> × 25 <sup>3/4</sup>	170
YRM0800A-261	1/2 Cube ice	R404A	208-230/60/1	9.1	2000	NEMA 6-20P	800/24	30 <sup>3/4</sup> × 24 <sup>1/4</sup> × 31 <sup>3/4</sup>	194
YRM1000A-261	1/2 Cube ice	R404A	208-230/60/1	14.5	2870	NEMA 6-20P	1000/24	30 <sup>3/4</sup> × 24 <sup>1/4</sup> × 35	231

## PLAN VIEW

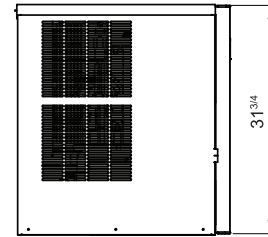
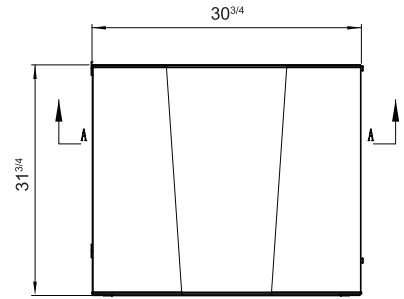
**YRM0450A-161**



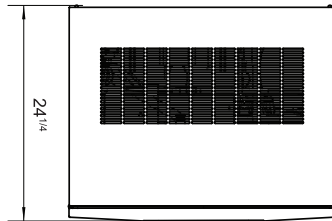
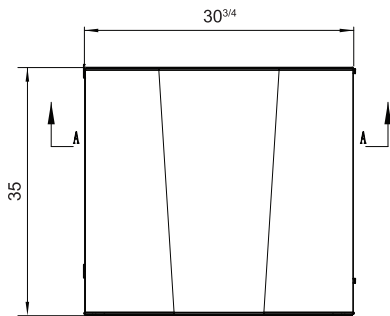
**YRM0600A-261**



**YRM0800A-261**



**YRM1000A-261**



Bottom View

